




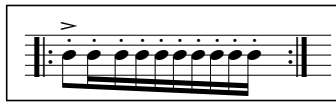


Most of the text by David Ives

3. Unamunda

(hum) *or*   

Violin *↑*

(play)   

Violoncello

Piano

Enter from stage right, improvising on the following passages. Hum the top passages in your own octave. Do not worry about actual pitches, and be sure to vary dynamics and tempi. You may play them in any order, but repeat each passage a few times before moving on to the next one.

Enter from offstage left, and set up as normal. Set up violin's music as well.

Enter from offstage left, and set up as normal. When ready, count off and begin play.

A


Andante ♩=80 *When the others begin playing, fade out slowly.*


Vln. I 


Vc. 

Pno. 

p
You! *fp*

Vln. I 

Vc. 

Pno. 

When! you when you

mp *pizz.* *p* *mp*

pp *mp* *pizz.* *mp*

p *mp* *pizz.* *mp*

p *mp* *free* *p*

11

Vln. I

Vc.

Pno.

mf

mf

mf

sfz

mp

p

pp

sul pont.
arco

you when free!

you!

When!

14

Vln. I

Vc.

Pno.

mf

mf

f

pp

pp

p

mp

a little faster ♩=92
pizz.

wait until they catch up.

B

f

free fall! find

fall!

when *pp* you free!

you!

when *p*

mp

19

Vln.

Vc.

Pno.

mp

p

pp

p

mp

p

mf

p

mf

if!

if! find if!

Heav-en if!

pizz.

you free!

arco (ord.)

C (speak slowly and melodically)
mf Unamunda...

Vln. *mf*

Vc. pizz. *mp* slow and free ♩=50 arco *mf* accel... catch up

Pno. *mp* *pp*

D

Vln. I arco sul tasto *mf* *pp*

Vc. *mp* when *pp* when you

Pno. *mf* *p* free *mf*

E

Vln. I *mp* *mf* *p* *mf*

Vc. *mp* fall find *fp* al tallone *mf* ord. *mf*

Pno. faster than before *mp* now slow! *f* *mp* free

punto d'arco

34 **F**

Vln. I *mp* *p* *mf*

Vc. *pizz.* *p*

Pno. *mp* *pp* *ff*

find find

38 **G** almost half speed ♩=45

Vln. I *mp* *ff*

Vc. *arco* *ff*

Pno. *pp*

8va

H a little faster ♩=88

Vln. I *fast!* *now super slow* ♩=40

Vc. *pizz.* *mp*

Pno. *mf* *p*

when you free, when you free,

skip here immediately

45 *f*

Vln. when you free, fall find if hea-ven waits!

Vc. *sfz* *p* hammer these notes

Pno. *mf* *p*

49 **I** slower ♩=72 dolce

Vln. *mf*

Vc. start in tempo, then begin to drag (♩=66 or so) *mf*

Pno. *pp* *mf* *p* *mf*

the fermatas are for you only- drag them out longer and longer each time

53 *f*

Vln. *f*

Vc. pizz. *p* arco *mf*

Pno. *p*

wait here for the others

57 **II**

Vln. *pp*

Vc. *pp* 3 *pizz.*

Pno. *mf* *p*

J ♩ = as fast as you can!

61

Vln. *pizz.* *arco* *pizz.* *arco* *pizz.*

Vc. *mf* *pp* 3 *mp* *ff* *fall!* *mp*

Pno. *mp* *accel...*

66

Vln. *arco* *pizz. (l.h.)* *arco* *ff* *pizz. (l.h.)* *arco* *pizz.*

Vc. *rit.* *arco* *mf* *find!* *f* *mf*

Pno. *mf* *accel...*

71

Vln. *pizz.* *molto rit.* *f* *arco* *pizz. (l.h.)* *arco*

Vc. *pizz.* *f* *arco* *pizz.* *arco*

Pno. *f*

76

Vln. *pizz.* *p* *wait here*

Vc. *p* *wait here*

Pno. *pp* *(turn to the audience and shout!)* *ff* *3* *NOW IT'S TIME FOR MY SO-LO!*

81 **K** Cadenza

Pno. *ff* *7* *7* *8va*

82 *(8)*

Pno.

L

84

Vln. *ff*
When! Fall! Find!

Vc. *ff*
You free! Free! If

Pno. *f*

87

Vln. Find, waits! When! Fall! If! Find, waits!

Vc. If hea- ven! You free! When! you If hea- ven!

Pno.

91

Pno. *mf*

94

Vln. *sfz*
free!

Vc. *sfz*
free!

Pno. *mp*

as fast as you can cleanly do it-
if it doesn't come out quite like you want,
try again until you get it perfect.

M

Musical score for measures 96-103. The score is for Violin (Vln.), Viola (Vc.), and Piano (Pno.).
- **Violin (Vln.):** Measure 96 starts with a rest. A box highlights measures 97-98 with the instruction "pizz." and a dynamic marking of *f*.
- **Viola (Vc.):** Measures 96-103 contain a continuous sixteenth-note accompaniment.
- **Piano (Pno.):** Measures 96-103 contain a continuous sixteenth-note accompaniment. Dynamic markings include *mf* and *sub. pp*.

Musical score for measures 104-107. The score is for Violin (Vln.), Viola (Vc.), and Piano (Pno.).
- **Violin (Vln.):** Measure 104 has a rest. Measure 105 has a rest. Measure 106 starts with a glissando marked "III slowly glissando- take your time" and "arco".
- **Viola (Vc.):** Measures 104-107 contain a sixteenth-note accompaniment. Measure 104 is marked "arco al tallone" and *sfz*. Measure 106 is marked "ord." and *sfz*.
- **Piano (Pno.):** Measures 104-107 contain a sixteenth-note accompaniment. Measure 105 is marked *ff*.

N

Musical score for measures 108-111. The score is for Violin (Vln.), Viola (Vc.), and Piano (Pno.).
- **Violin (Vln.):** Measures 108-111 contain a melodic line with a glissando in measure 108.
- **Viola (Vc.):** Measures 108-111 contain a melodic line. Measure 110 is marked *mf* and has a triplet of eighth notes.
- **Piano (Pno.):** Measures 108-111 contain a sixteenth-note accompaniment. Measure 108 is marked *p*.

108

Vln. *mp* If hea- ven!

Vc. *f* 3 *mp* Find, waits!

Pno. *sub. pp*

111

Vln. Find, waits! waits! Find, *f*

Vc. *f* If hea- ven! You free!

Pno. *f* *sub. pp* *cresc.*

113

Vln. *p* You free! Free! *ff* If

Vc.

Pno.

115

Vln. *If You free!* *fp* *mf* *3*

Vc. *If You free!* *f* *pizz.* *begin to drag*

Pno. *fall!* *ff* *You!* *mp*

118

Vln. *fp*

Vc. *improvise- these pitches are only suggestions*

Pno. *f*

121

Vln. **P**

Vc. *arco* *mf*

Pno.

12 **Q**

125 *sul pont.*

Vln. *f*

Vc. *fp* *pp*

Pno. *fp* *p*

8^{va}

129

Vln. *pp*

Vc.

Pno. *f* *pp*

133 **R** **Ballad** ♩=66

(to audience, finger against lips) *Shhh!*

(go sit on the stool, back to the audience, and tune each string methodically)

(for the rest of the piece, the cello plays a quarter-tone flat. You may, if you'd rather, de-tune during this rest.)

Pno. *p* *mp* *p*

8^{va}


1.v.

enjoy a flexible rubato- as if you were a soloist


S (speak slowly and melodically into the microphone, as if in a foreign language)

Vln.  alla da peepholes enda looniverse...

Pno.





Vln. cargo a schlong... enda hartz... (continue tuning)



Pno.


loco




Vln. 146 Unamunda... da linkwa... looniversahl...

Vc. [re-tuned quarter-tones

Pno. *p* *ppp* *f* l.v. *f*




T soft, like a lullaby ♩=58

Vln. re-tuned *p* 3

Vc. quarter tones *p* 3



Vc. *mp*

Pno. *mp*

Vc. *mf*

Pno. *mf*

l.v.

Vln.

Vc.

Pno. *p*

hum and play, varying dynamics and tempi.

continue to face backward, and do not coordinate with the others!

Vln.

(hum)

Violin

(play)

Vln.

Ahhh!

Satori!

Vc.

Pno.

174

(hum)

Vln.

(play)

Vc.

Pno.

mmm...

begin humming, then fade out playing


(to Violin player, whispering) *pp* Stop it!


pp Knock it off!


mp

8va

Vln. (hum) _____

Vln. (play) 

Vc. *fp* 

Pno. 

Vln. (play) 

Vc. *pp* $\text{♩} = 72-80$ 

Pno. $\text{♩} = 72$ 

185

Vln. (hum) *mmm...*

(play)

Vc. *(give the Violin player a dirty look)* *p* *rit.*

Pno. *p*

Vln. (hum) →

(play) →

W *continue to vamp either of these, or both, sempre pp. Leave your stool, walk around the stage, then exit. Play until you've left the building completely.*

pp Free!

Vc. *pp*

Pno. *pp*

Give the Violin player another dirty look, and whisper, "that is not it, at all." bow dramatically, as if the piece had concluded, and exit.

bow dramatically, as if the piece had concluded, and exit.